



Comping Examples

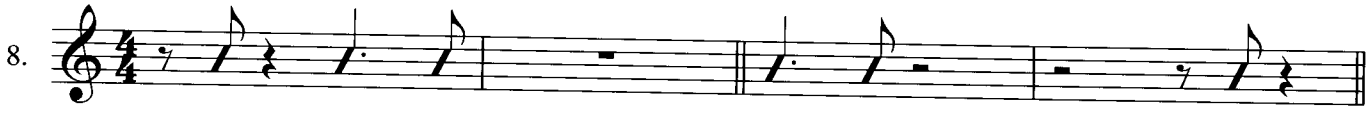
When comping, pianists, vibraphonists, and guitarists employ a myriad of rhythms. The following examples illustrate some useful comping rhythms in both swing and Latin contexts. They should be practiced at a steady tempo and combined in various ways. Practice with a metronome is recommended. In traditional jazz swing situations (this does not apply to Latin jazz), do not repeat rhythmic patterns as you might when establishing a groove in rock, R&B, or other styles. Comping should play a supportive role, adding needed harmonic content and varied rhythmic accents in an ongoing interactive conversation, without unduly drawing attention away from the soloist.

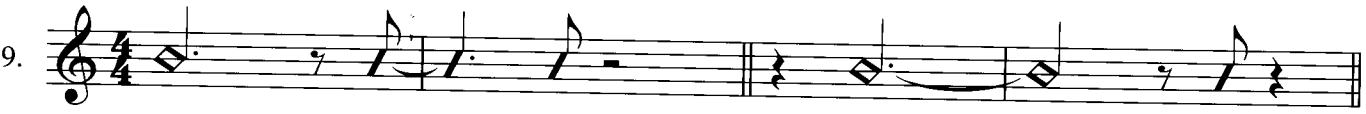
Swing Comping Rhythms

(♪ = $\overset{\frown}{\text{♩}}$)



7. 

8. 

9. 

10. 

11. 

12. 

13. 

Latin Comping Rhythms

1.

2.

3.

4.

5.

6.

7.

8.

9.

10.

11.

12.

13.

14.

Jazz Waltz Comping Rhythms

($\text{♪} = \overset{\frown}{\text{♪}} \overset{\frown}{\text{♪}} \overset{\frown}{\text{♪}}$)

1.

2.

3.

4.